

April 2026

ASYAD SHIPPING

OVERVIEW PRESENTATION





DISCLAIMER

The purpose of this presentation is to provide an overview of Asyad Shipping Company S.A.O.G (the “Company”). This presentation has been prepared using a combination of publicly available and non-public information to provide a preliminary assessment of the matters discussed herein and is intended exclusively for informational purposes. It is presented in summary form, may not be comprehensive, and should not be relied upon as investment advice. Investors or potential investors are encouraged to seek independent professional advice suited to their specific objectives, financial circumstances, and individual needs.

This presentation has been prepared and issued by, and is the sole responsibility of, the Company. It has not been reviewed, approved, or endorsed by any financial advisor, lead manager, selling agent, receiving bank, or underwriter engaged by the Company.

The forward-looking statements in this presentation are based upon various assumptions, many of which are based, in turn, upon further assumptions, including, without limitation, management’s examination of historical operating trends, data contained in the Company’s records, and other data available from third parties. Although the Company believes these assumptions were reasonable when made, they are inherently subject to significant uncertainties, risks, contingencies, and other factors that are difficult or impossible to predict and are beyond the Company’s control. As a result, the Company may not achieve or accomplish these expectations, beliefs, or projections. Forward-looking statements speak only as of the date of this presentation; readers are cautioned not to place undue reliance on them. The Company does not intend, nor has

any duty or obligation, to supplement, amend, update, or revise any of the forward-looking statements contained herein.

This presentation contains certain financial measures that are not defined or recognized under IFRS. Readers should consider non-IFRS financial measures in addition to, and not as a substitute for, measures of financial performance reported in accordance with IFRS. IFRS results reflect all items that affect reported performance, making it important to consider IFRS measures alongside non-IFRS measures. Non-IFRS measures are not uniformly defined by all companies, including those in the Company’s industry, and may not be comparable with similarly titled measures and disclosures by other companies.

These figures are unaudited and unreviewed and could be subject to change. In addition, data in the presentation regarding the Company’s operational performance, including certain key operational performance indicators, are also not subject to audit or accountant review and could be subject to change. The Company’s presentation of these measures may not be comparable to similarly titled measures used and/or reported by other companies.

PRESENTERS

ASYAD SHIPPING



Dr. Ibrahim Al-Nadhairi

Chief Executive
Officer



Imad Al-Khaduri

Chief Commercial
Officer



Ahmed Al-Shukaili

SVP
Finance

DELIVERING ON OUR STRATEGY



What we
promised
**STRATEGIC
PRIORITIES**



What we
achieved
**DELIVERING
ON OUR
STRATEGY**

Fleet Renewal + Expansion



- Av. age of fleet **~7 yrs⁽¹⁾**
- Invested in **16** vessels
- **11** vessels on order-book due 2026+

Delivered vessels

- 2 VLCC's (2025)
- 3 Dry Bulk vessels (Q126)

Sold vessels

- 4 LNG's (2025)
- 1 VLCC (2025)

Business Optimization

- Maintaining **strong** EBITDA Margin **65%** (Q1 2025 : 59%)
- **~90** vessels outside of the region, 2 vessels in region operating with crew, cargo and vessels safe.

Maintained strong balance sheet

Opportunistic on new loan and refinancing opportunities

Disciplined capex investment, ₹ 0.7 bn already committed for 16 vessels

Growth capex programme of up to ₹ 1.4 bn to 2030

Return to shareholders of ₹ 61.2 m for FY 2025

Focused
Investment &
Future-Ready
Fleet



(1) As at 14 January, does not include the one VLCC and four LNGs sold, does include the three VLCCs announced 14 January 2026.

FIRST QUARTER 2026



BALANCING RISKS AND OPPORTUNITIES

MANAGING VOLATILITY

- 1 **Long-term contracts where charterers** bear the voyage-related and usage costs (including insurance).
- 2 **Increasing spot exposure through new vessels and expiring LT charter contracts** - capturing market upside, higher rates can offset higher costs to capture market upside.
- 3 **Leveraging our experience in managing previous disruptions** for example, Red Sea, U.S. Tarrifs, COVID -19.
- 4 **Maintaining diversified shipping fleets** across five segments.
- 5 **Benefit from Omans strategic location-** and rapid progress towards becoming a logistic hub.
- 6 **Only two vessels in the Strait of Hormuz –** Operating inter-Gulf cargo movements. The remaining ~90 vessels operating outside of region

MAINTAINING PROFITABILITY

Q1 2026 Results ⁽¹⁾

all values in Omani Rial

Q1'26 Revenue

77.3m

(Q1'25: 83.8m)

8%

Q1'26 Time Charter Eq. Revenue

70.1m

(Q1'25: 71.1m)

1%

Q1'26 EBITDA

50.6m

(Q1'25: 49.1m)

3%

Q1'26 Net Profit

16.1m

(Q1'25: 11.4m)

41%

Q1'26 EBITDA Margin

65%

(Q1'25: 59%)

Q1'26 Net Profit Margin

21%

(Q1'25: 14%)

Reported numbers represent the initial unaudited financial results and are subject to approval of the Audit Committee and the Board of Directors.



2025 OVERVIEW

2025 ESG HIGHLIGHTS



Long-term earnings visibility



- **₹ 0.85 billion (\$2.2 bn) of contracted revenues⁽¹⁾ through 2030+**



Operational excellence



- **Zero LTIs⁽²⁾**
- **Zero Major Incidents**
- **Zero Ship Detentions**

Developing Omani capabilities



- **90.3% Omanization rate**
- **~23% Omani seafarers on our vessels**

2% Reduction in Scope 1 Emissions



Compared with 2024

Investing in local business



In-country value
 ₹ 5.4 million invested in local suppliers boosting local economics and commerce



Ship Manager of the Year
 Maritime Standard Awards 2025



Best Large Company
 Al Roya Business Award 2025



Gold Award for Women Empowerment



Platinum Award for Climate Change Mitigation
 Global ESG Awards 2025

(1) As at 31 December 2025 through to 2036 (2) Lost-time Injury

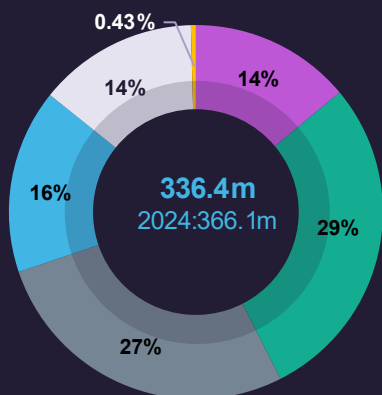


FINANCE OVERVIEW

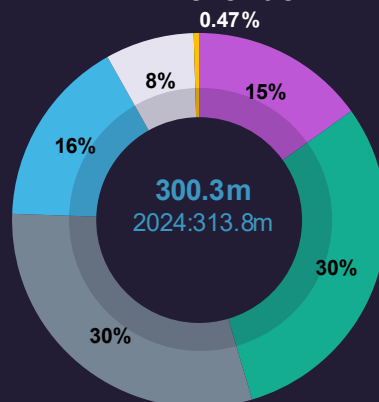
2025 FINANCIAL REVIEW

All values in Omani Rial ﷮ '000

Gross Revenue

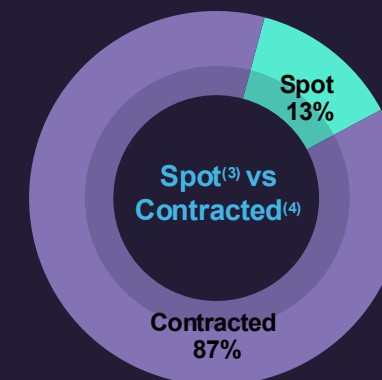


TCE Revenue⁽¹⁾

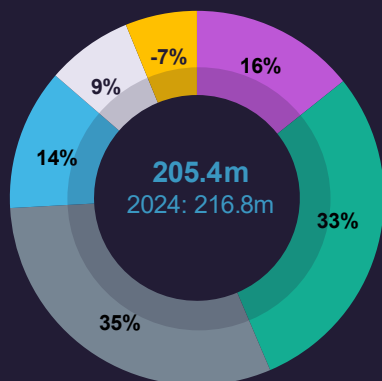


- Gas Shipping
- Crude Shipping
- Product Shipping
- Dry Bulk Shipping
- Liner Shipping
- Others Unallocated

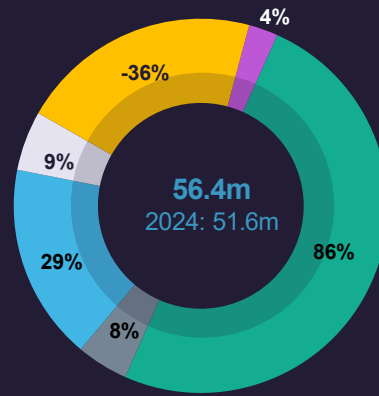
Revenue Split



EBITDA⁽²⁾



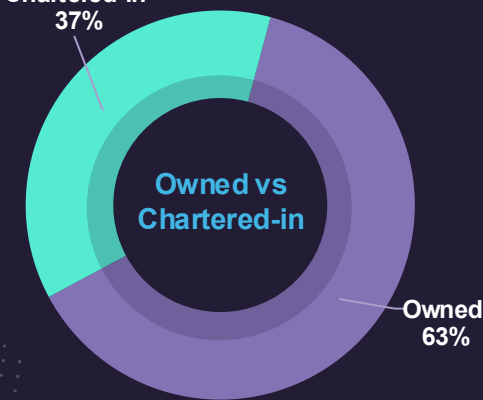
Net Profit



EBITDA Margin 61%
(2024: 59%)

Net Profit Margin 17%
(2024: 14%)

Chartered-in



2025 FINANCIAL REVIEW

Net Cash from Operations (ﷲ)

197.2m

27%

(2024: 155.5m)

Direct Costs ⁽¹⁾ (ﷲ)

246.1m

5%

(2024: 260.2m)

Cash Capex (ﷲ)

185.7m

366%

(2024: 39.8m)

Net Debt (ﷲ)

562.5m

28%

(2024: 440.0m)

Balance Sheet (ﷲ)

Assets 1.24 bn

Total Liabilities 0.77 bn

2024 : Total BS 1.08 bn

Net Debt to EBITDA

2.7x

35%

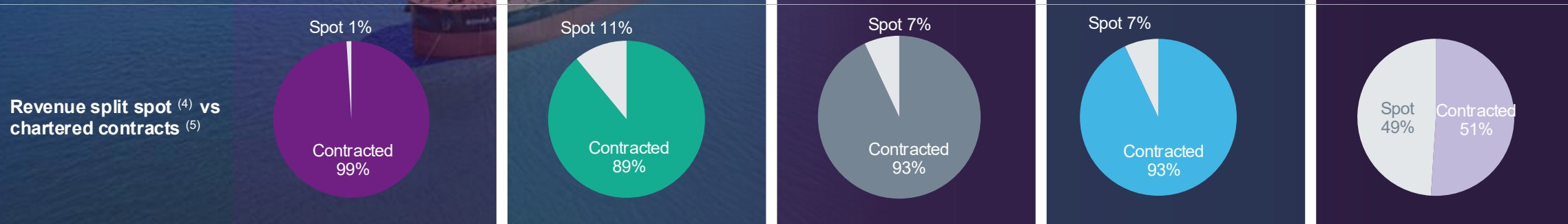
(2024: 2.0x)



2025 SEGMENTAL FINANCE



Total fleet: 94 (fleet per segment)	GAS SHIPPING (9)	CRUDE SHIPPING (24)	PRODUCT SHIPPING (39)	DRY BULK SHIPPING (17)	LINER SHIPPING (5)
Owned and co-owned vessels (+orderbook)	7 ⁽¹⁾ (+2)	14 ⁽²⁾ (+4)(+3) ⁽³⁾	14(+2)	11(+3)	2
Chartered-in vessels	-	3	23	3	3
Revenue (AED)	47.0m	96.0m	91.8m	53.7m	46.5m
TCE Revenue (AED)	45.4m	91.1m	90.4m	49.0m	23.1m
EBITDA (AED)	33.5m	68.7m	71.6m	28.6m	17.5m
Net Profit (AED)	2.5m	48.4m	4.3m	16.5m	5.0m



Notes: (1) As at 31 December 2025 includes the four older LNGs were sold as announced in January 2026. (2) Includes VLCC 'SAIQ', sale announced in January 2026. (3) Three new-build VLCCs were announced on 14 January 2026. (4) Spot contracts defined as contracts less than or equal to 90 days and voyages (which tend to be less than 90 days). (5) Contracted is defined as contracts greater than 90 days and contracts of affreightment

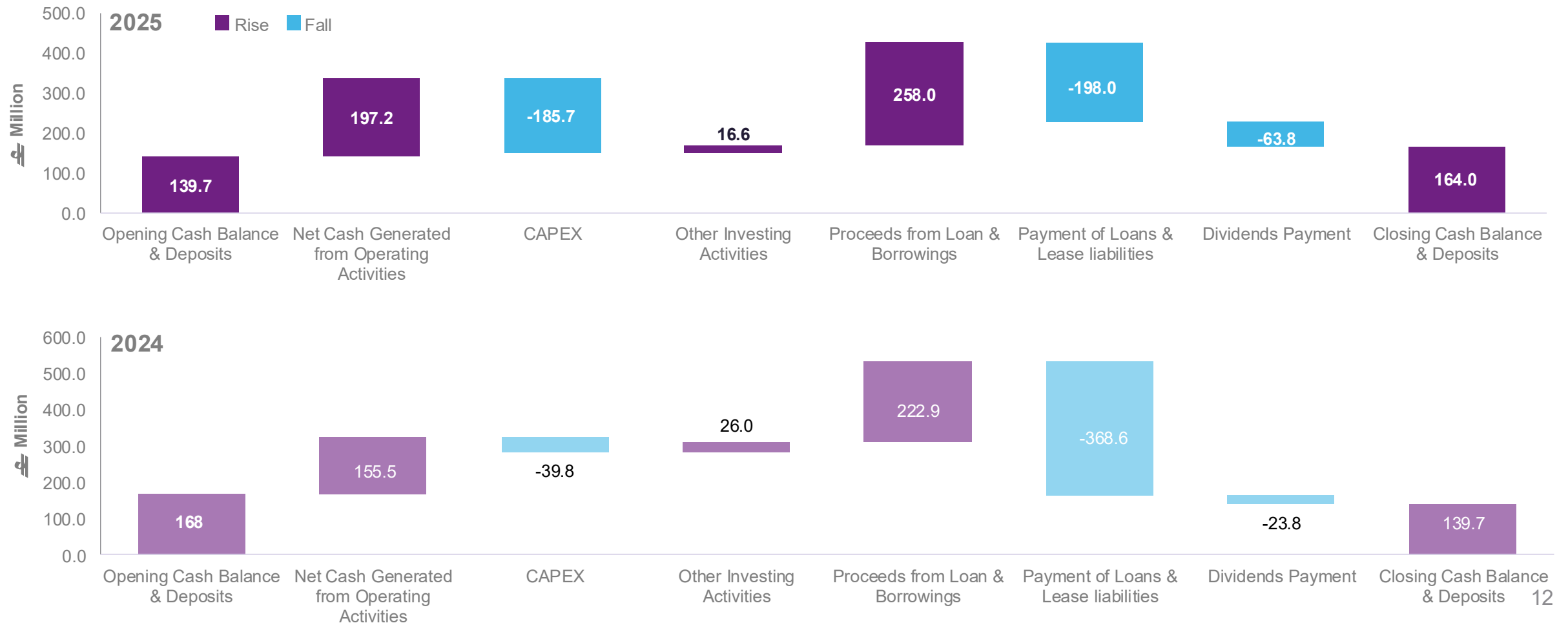
SOURCES-USES 2025



Strong cashflow generation from operating activities



Fleet expansion funded through operating cash flow and low-cost debt



STRONG BALANCE SHEET



Balance Sheet Strength

Able to fund growth and dividends



Plan to move short-term debt to long-term debt following delivery of additional vessels; managing cashflow



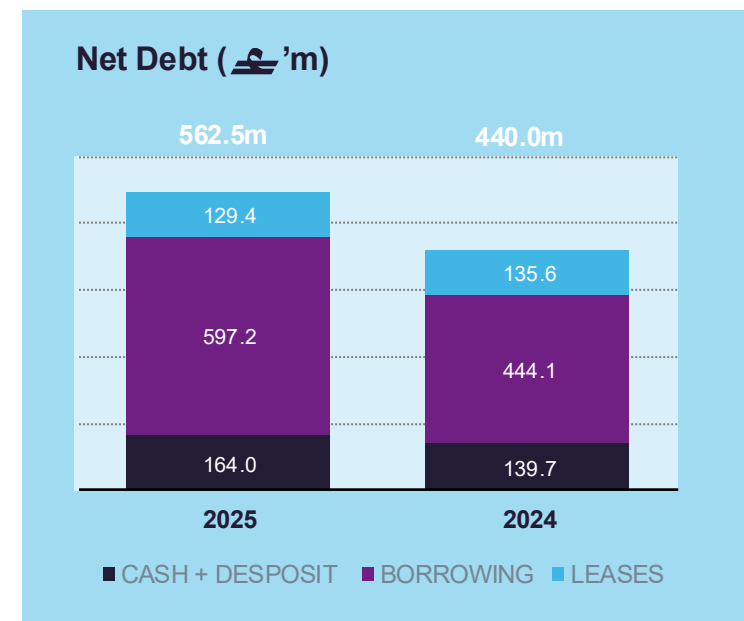
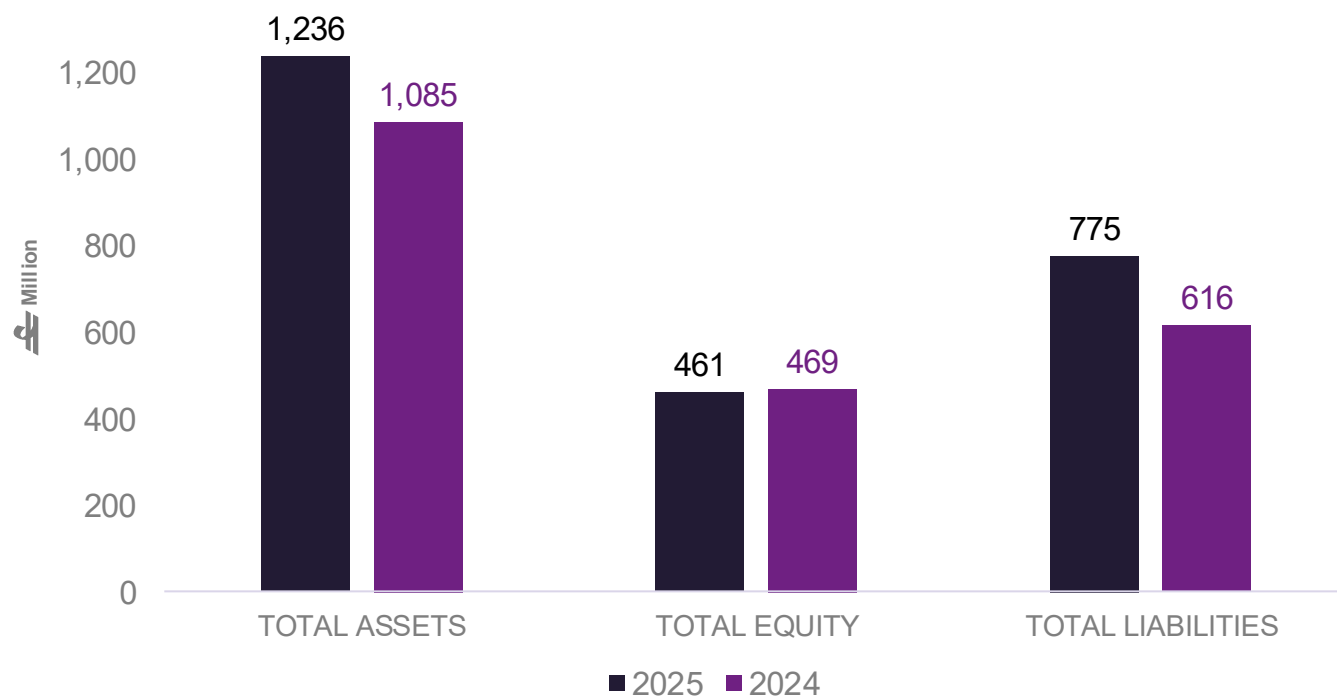
Total Assets rose by 14%, Capex for additional vessels



Access to low-cost debt, effective rate of interest: 4.3% (2024: 8.3%)

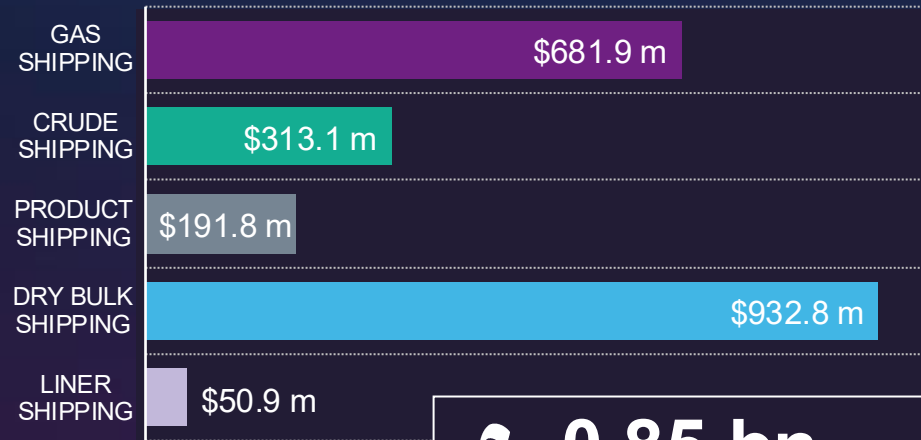


Strong financial position with net debt to EBITDA of 2.7x



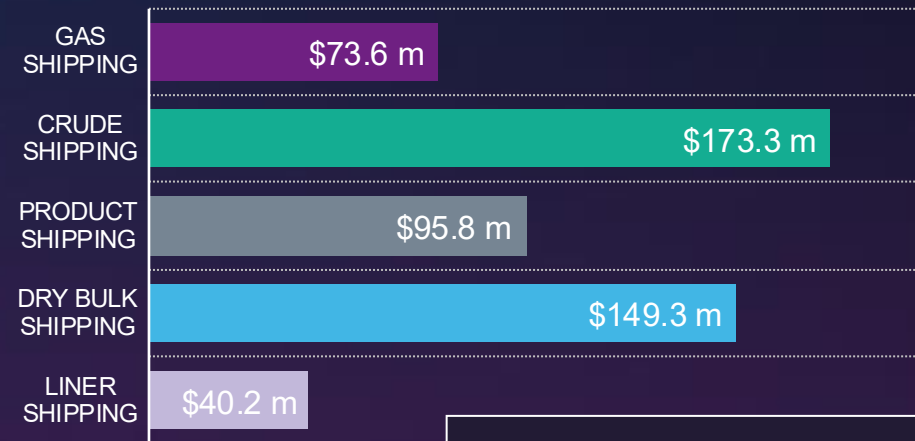
CONTRACTED REVENUE

Contracted revenue of current fleet ⁽¹⁾



0.85 bn revenue contracted to 2030+
\$2.2bn

Contracted revenue for 2026



205m revenue contracted for 2026
\$532m



Note: (1) Revenue Backlog is the contracted time charter rate rate multiplied by total number of days remaining until end of contracted period taking in account all owned, co-owned and vessels on order-book.

COMMERCIAL AND OPERATIONS OVERVIEW



2025 OPERATIONS OVERVIEW

Fleet

+90

Total vessels

80

Operating vessels

14

Vessels on order-book⁽¹⁾

~7

Av. age of fleet (yrs)⁽²⁾

~12

Capacity DWT (million)⁽³⁾

Operations

97%

Utilisation rate across the fleet

Zero

spill incidents recorded

Zero

Lost-Time Injury

Zero

ship detentions

Revenue days

27,523

Total number of days of our operating fleet in 2025 (2024: 27,532)

Maintenance

10 vessels underwent successful dry dock maintenance all of which were delivered on time and in optimal condition

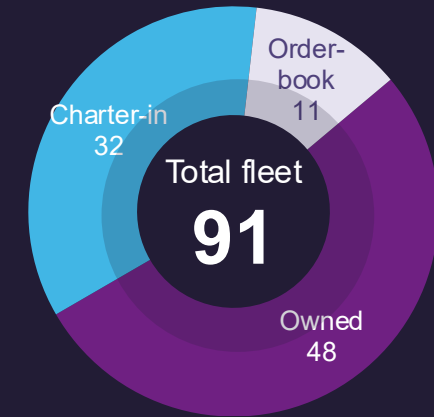
Ports of call globally

+900

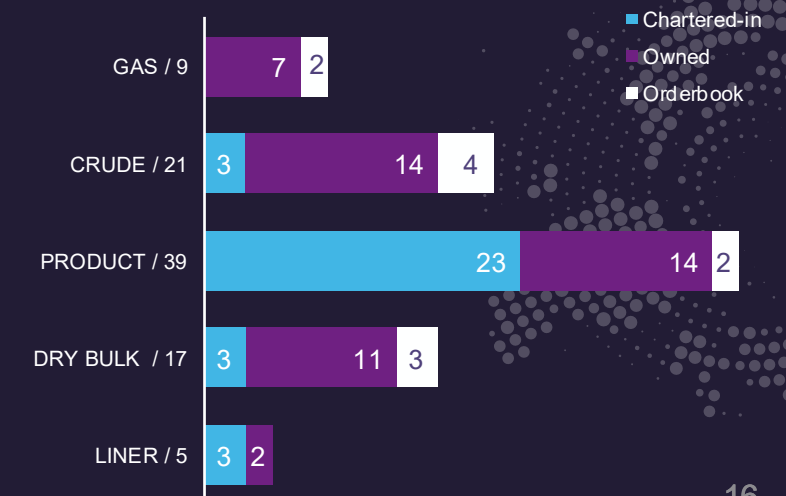
+60

Countries served

FLEET SIZE ⁽³⁾



FLEET PER SHIPPING SEGMENT ⁽³⁾

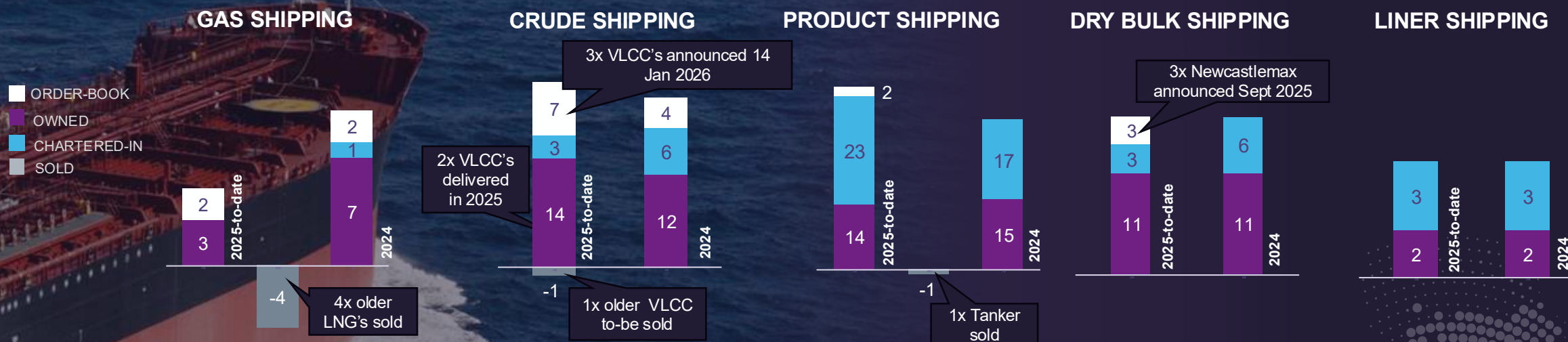


(1) Includes seven VLCC's new-builds (three of which were announced post period - 14 Jan 2026), three Newcastlemax's for dry bulk, two LNG's and two product (2) As at 14 January (taking into account the x1 VLCC Sold, x4 LNG's sold and 14 vessels on the order-book. (3) As at 31 December 2025.

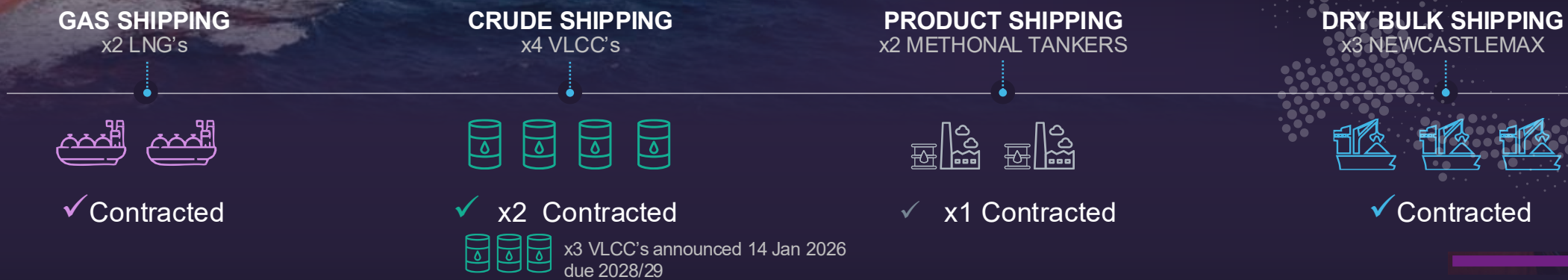
OPERATIONS OVERVIEW

- CONTINUED

Fleet evolution over 2025 to-date



Vessels on order-book due for delivery 2026/27



2025 OPERATIONS OVERVIEW

- CONTINUED



89% Utilisation Rates

- Revenue days: 1,912
- Asyad Shipping responsible for :
~23% of LNG Oman exports



97% Utilisation Rates

- Revenue days: 6,221
- Approved by Oil Majors to transport their crude with long-term contracts



99% Utilisation Rates

- Revenue days: 11,663
- Asyad Shipping responsible for :
~50% of methanol exports from Salah
~100% of domestic clean petroleum products



98% Utilisation Rates

- Revenue days: 6016
- Awarded tender, four years in a row to export phosphate from KSA.



100% Utilisation Rates

- ~ 5% of imports and exports were for the local market.



Services offered to a diverse set of customers
Geographical mix of business generated is **24% Omani⁽²⁾** and **76% International** (2024 Omani 23%: 77%)

Customers






Collaborators
4500+ clients as of Dec 2025

Notes: (1) Average age of fleet is as at 14 January 2026, taking in account all announced sold and on order-book vessels. (2) Omani is defined as revenue generated by customers Omani based businesses and or where business revenue add to in-country value.



OUTLOOK

ASYAD SHIPPING 2026



Growth Capex increased

Now: up to **ﷲ 1.4** to 2030, with **ﷲ 0.7** bn already committed.
Before: **ﷲ 0.9 - 1.0** bn from 2025 - 2029.



Dividend distribution

ﷲ 57.8m

expected as per dividend policy



Balancing

Long term contracts

Cashflow visibility

Spot exposure

Capture market upside



Delivery of Vessels

expected in 2026/27

x2 LNG carriers (new build) - all contracted

x3 Dry bulk carriers - all contracted

x4 VLCC's (new build) - two contracted

x2 MR Tankers (new build) - one contracted

Focused Segments & Future-Ready Fleet





APPENDIX

INVESTMENT CASE



Proven Experience

Over 22 years of profitable growth in a cyclical industry, expanding from a single vessel to a fleet of 90+ across five segments. **Decades of Expertise, Driving Scalable Success.**



0.85 Billion in Secured Revenue to 2030+

Guaranteed cashflow from long-term blue-chip customers, reflecting trust from global clients and ensuring stability through market cycles. **Predictable Performance, Powered by Partnerships.**



Diverse Portfolio & Young Fleet of 90+ Vessels

Crude, gas, products, dry bulk, and containers across five segments, with an average fleet age of just 8 years, reducing risk through balanced cyclical demand. **Modern Fleet, Multi-Segment Strength.**



Access to Low-Cost Debt

Backed by a reputation for safety and reliability, delivering a clear financial edge. **Credibility That Translates Into Capital Advantage.**



Oman's Strategic Location in the GCC

Rapid progress toward becoming a logistics hub enable us to capitalize on regional growth, making us the partner of choice for Omani O&G, Oman LNG, and dry bulk. **Leveraging Oman's Advantage for Regional Leadership.**

Underpinned by

- Strong safety culture and ESG credentials ensuring competitive advantage / no major incidents or spills since inception and commitment to 2% carbon reduction per annum aligned with IMO.
- Clear growth strategy with capex of up to **1.4** to 2030, targeting fleet expansion across all segments



FLEET SHEET (1/4)



As of 30
December 2025

Total Fleet ⁽¹⁾
+90

Operating Fleet
80

Order-book ⁽²⁾
14

Average age ⁽³⁾
~7yrs

Total DWT ⁽⁴⁾
~12m

	Name of Vessel (+ denotes order book)	Owned/Chartered	Segment	Size DWT	Year Built
1	JABAL HAFIT	Owned	Bulk	63,368	2017
2	JABAL HARIM	Owned	Bulk	63,277	2016
3	JABAL AR RAWDAH	Owned	Bulk	63,292	2016
4	LIWA MAX	Owned	Bulk	400,000	2012
5	SAHAM MAX	Owned	Bulk	400,000	2013
6	SHINAS MAX	Owned	Bulk	400,000	2013
7	SOHAR MAX	Owned	Bulk	400,000	2012
8	JABAL ALKAWR	Owned	Bulk	63,500	2014
9	JABAL AL MISHT	Owned	Bulk	63,500	2019
10	JABAL SHAMS	Owned	Bulk	63,500	2019
11	JABAL SAMHAN	Owned	Bulk	63,500	2015
12	AIN AL KASFAH	Leased	Bulk	82,500	2024
13	DARYA NITYA	Leased	Bulk	63,220	2024
14	ROYAL JADE	Leased	Bulk	63,529	2017
15	+NEWCASTLEMAX 1 – SECONDHAND (+)	Owned	Bulk	208,000	2019
16	+NEWCASTLEMAX 2 – SECONDHAND (+)	Owned	Bulk	208,000	2019
17	+NEWCASTLEMAX 3 – SECONDHAND (+)	Owned	Bulk	208,000	2019
18	ADAM LNG	Owned	Gas	91,597	2014
19	AREEJ LNG (IBRA) Sold- held as assets for sale	Owned	Gas	81,057	2006
20	DUNE LNG (IBRI) Sold- held as assets for sale	Owned	Gas	77,282	2006
21	ORYX LNG (NIZWA) Sold- held as assets for sale	Owned	Gas	77,252	2005
22	TIWI LNG (SALALAH) Sold- held as assets for sale	Owned	Gas	81,035	2005
23	ENERGY	Owned- JV	Gas	71,997	2001
24	MUSANAH	Owned- JV	Gas	55,028	2009
25	+LNG NEWBUILD (+)	Owned	Gas	174,000	2026
26	+LNG NEWBUILD (+)	Owned	Gas	174,000	2026

Notes (1) As of 14 January the total fleet is 94 which includes the three VLCCs announced on 14 January 2026. (2) Order book includes the vessels as at 30 December 2025 and the three VLCC's announced on 14 January 2026
(3) Average age does not include the Saiq LNG which was sold or the four sold LNG's and does include the additional new build VLCC announced 14 January 2026

FLEET SHEET (2/4)

	Name of Vessel (+ denotes order-book)	Owned/Chartered	Segment	Size DWT	Year Built
27	WADI BANI KHALID	Owned	Liner	50,629	2008
28	WADI DUKA	Owned	Liner	41,500	2010
29	GREGOS	Leased	Liner	37,237	2023
30	TERATAKI	Leased	Liner	37,500	2023
31	HONG DA XIN 768	Leased	Liner	51,087	2023
32	AL AMERAT	Owned	Product	51,022	2008
33	MATRAH	Owned	Product	51,021	2008
34	YANKUL SILVER	Owned	Product	45,923	2016
35	DANK SILVER	Owned	Product	45,923	2016
36	KHASAB SILVER	Owned	Product	45,923	2016
37	MADHA SILVER	Owned	Product	45,923	2016
38	MAHADAH SILVER	Owned	Product	45,923	2016
39	MUHUT SILVER	Owned	Product	45,923	2016
40	MUSCAT SILVER	Owned	Product	45,923	2015
41	NAKHAL SILVER	Owned	Product	45,923	2016
42	RUSTAQ SILVER	Owned	Product	45,923	2015
43	SADAH SILVER	Owned	Product	45,923	2016
44	CL EMILY BRONTE	Leased	Product	49,348	2011
45	UNIQUE HARMONY	Leased	Product	50,208	2010
46	TP VENTURE	Leased	Product	49,999	2021
47	NORD MIYABI	Leased	Product	49,996	2022
48	CLEAROCEAN MUSIC	Leased	Product	49,703	2024
49	JESSIE GLORY	Leased	Product	49,700	2024
50	BUNGO CROWN	Leased	Product	51,247	2022
51	ANGELA GLORY	Leased	Product	49,700	2023
52	NORD ELEGANCE	Leased	Product	50,415	2020

FLEET SHEET (3/4)

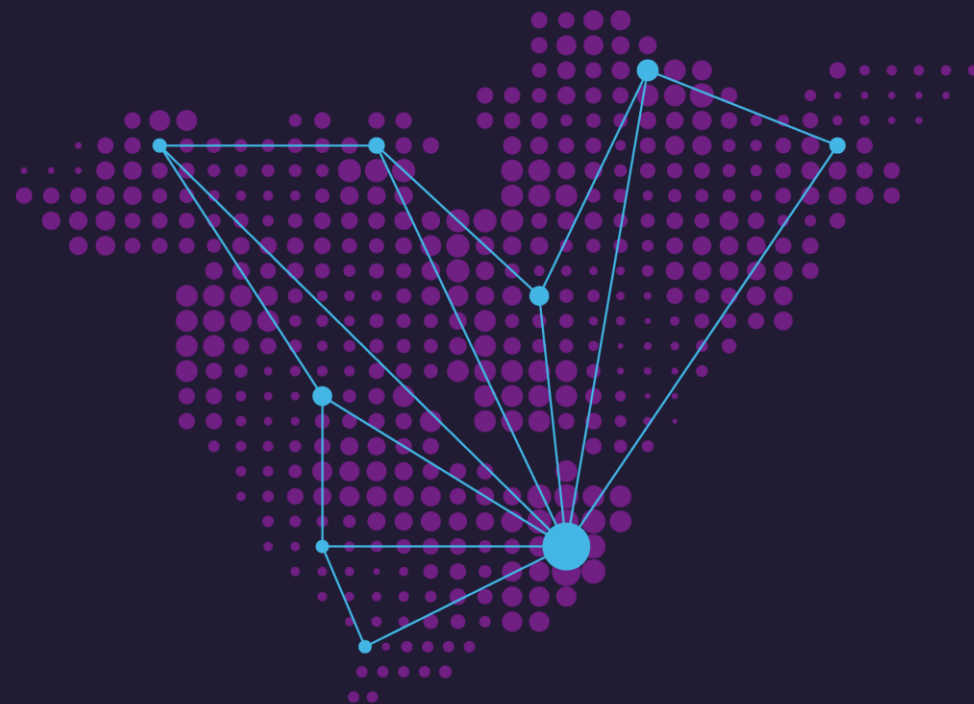
	Name of Vessel (+ denotes order book)	Owned/Chartered	Segment	Size DWT	Year Built
53	CELSIUS PORTSMOUTH	Leased	Product	50,299	2021
54	SONGA DIAMOND	Leased	Product	17,544	2009
55	SONGA TOPAZ	Leased	Product	17,596	2009
56	NORD VALOROUS	Leased	Product	50,550	2018
57	YELLOW STARS	Leased	Product	49,999	2021
58	PS STARS	Leased	Product	49,999	2023
59	MT VASILIKO	Leased	Product	42,500	2025
60	NORD VENTURA	Leased	Product	49,999	2021
61	NORD VIGNALE	Leased	Product	50,000	2024
62	TIAN SHU XING	Leased	Product	42,500	2024
63	NORD VANTAGE	Leased	Product	50,550	2018
64	CLEAROCEAN MUSTNG	Leased	Product	49,999	2020
65	CLEAROCENAN MATHILDE	Leased	Product	49,703	2018
66	PVT VENUS	Leased	Product	13,149	2018
67	RAYSUT	Owned- JV	Product	104,995	2009
68	HAIMA	Owned- JV	Product	110,077	2009
69	+MR – NEW BUILD (+)	Owned	Product	40,000	2026
70	+MR – NEW BUILD (+)	Owned	Product	40,000	2026
71	BAHLA	Owned	VLCC	299,997	2020
72	BUKHA	Owned	VLCC	320,000	2012
73	DABA	Owned	VLCC	316,373	2012
74	DHALKUT	Owned	VLCC	299,997	2021
75	IZKI	Owned	VLCC	319,439	2012
76	SAIQ - sale announced 14 January 2026	Owned	VLCC	299,999	2011
77	SEEB	Owned	VLCC	319,439	2011
78	SAMAIL	Owned	VLCC	302,845	2011
79	AS SUWAYQ	Owned	VLCC	319,478	2012

FLEET SHEET (4/4)


	Name of Vessel (+ denotes order-book)	Owned/Chartered	Segment	Size DWT	Year Built
80	TAQAH	Owned	VLCC	317,000	2012
81	HABRUT	Owned	VLCC	319,439	2012
82	SUR	Owned	VLCC	300,000	2020
83	QURAYYAT	Owned	VLCC	307,852	2019
84	AWABI	Owned	VLCC	307,894	2020
85	EBN HAWKEL	Leased	VLCC	112,003	2021
86	NORDIC HARRIER	Leased	VLCC	157,095	2022
87	NORDIC HUNTER	Leased	VLCC	157,037	2022
88	+VLCC NEWBUILD (+)	Owned	VLCC	300,000	2026
89	+VLCC NEWBUILD (+)	Owned	VLCC	300,000	2026
90	+VLCC NEWBUILD (+)	Owned	VLCC	300,000	2026
91	+VLCC NEWBUILD (+)	Owned	VLCC	300,000	2026
92	+VLCC NEWBUILD (+)	Owned	VLCC	300,000	2026
93	+VLCC NEWBUILD (+)	Owned	VLCC	300,000	2026
94	+VLCC NEWBUILD (+)	Owned	VLCC	300,000	2026



Note: 92-94 +new builds VLCC announced on the 14 January 2026

GLOSSARY



GLOSSARY

	Omani Rial
BWTS	Ballast water treatment system.
Bzs	Omani Baisas, a subunit of the Omani Rial () , which is the national currency of the Sultanate of Oman , with 1,000 Baisas being equivalent to 1 Omani Rial.
Bn	Billion.
CAPEX	Capital Expenditure.
CO ₂	Carbon dioxide.
COA	Contract of Affreightment.
Company	Asyad Shipping Company SAOG.
CSR	Corporate social responsibility.
DWT	Deadweight tonnes.
EBITDA	Earnings Before Interest, Taxes, Depreciation, and Amortization.
ESG	Environmental, Social and Governance.
Financial Statements	The Company's audited financial statements as at and for the 12 months ended 31 December 2025, together with the comparative financial information for the twelve months ended 31 December 2024.
Financial Year/FY	The period of 12 months starting on 1 January and ending on 31 December of a calendar year.
GHG	Greenhouse gas.
Government	The Government of Oman.
HSE	Health, safety and environment.
ICV	In-country value, i.e., the total spend retained in-country that benefits business development, contributes to human capability development and stimulates productivity in Oman's economy.
KSA	Kingdom of Saudi Arabia
LNG	Liquefied natural gas.

LTI	Lost Time Injury.
LTIF	Lost Time Injury Frequency.
m	millions
Management	The senior management team of the Company.
MENA	Middle East and North Africa.
MSX	The Muscat Stock Exchange Company SAOC, formerly known as the Muscat Securities Market, operated by the Muscat Stock Exchange Company SAOC, renamed and reconstituted pursuant to Royal Decree 5/2021, as amended.
Non-IFRS Measures	EBITDA, EBITDA Margin, Adjusted EBITDA, Adjusted EBITDA Margin, TCE Revenue, Crude Shipping TCE Revenue, Products Shipping TCE Revenue, Dry Bulk Shipping TCE Revenue, Gas Shipping TCE Revenue, Liner Shipping TCE Revenue, TCE Rate, Cash Flow Margin, Net Debt (excluding leases), Net Leverage and Revenue Backlog.
Oman	The Sultanate of Oman.
Omani Rial/ 	Omani Rials, the lawful currency of Oman with  1 divided into 1,000 Bzs.
SAOG	Société-Anonyme-Omanaise-Générale, an Omani public stock company.
Shareholder	A shareholder of the Company.
TCE	Time Charter Equivalent.
TEU	Twenty-foot equivalent unit, a general unit of cargo capacity.
U.S./USA	United States of America.
U.S.\$/USD	U.S. Dollars, the lawful currency of the United States of America.
VLCC	Very Large Crude Carrier.
VLGC	Very Large Gas Carrier.
VLOC	Very Large Ore Carrier.

GLOSSARY

- CONTINUED

SAOG	Société-Anonyme-Omanaise-Générale, an Omani public stock company.
Share	An ordinary share of the Company with a value of Bzs 25.
Shareholder	A shareholder of the Company.
TCE	Time Charter Equivalent.
TEU	Twenty-foot equivalent unit, a general unit of cargo capacity.
U.S./USA	United States of America.
U.S./USD	U.S. Dollars, the lawful currency of the United States of America.
VLCC	Very Large Crude Carrier.
VLGC	Very Large Gas Carrier.
VLOC	Very Large Ore Carrier.



اسیاد
ASYAD
SHIPPING